

WHO CAN HELP US?




a) Label the emergency vehicles using the following words (scribe for younger children).

POLICE CAR

FIRE ENGINE

AMBULANCE

b) Draw or stick next to the vehicle the person who would be found in it and write down their job. Look carefully at their uniform. (Pictures can be found online and can be cut out and stuck on if too tricky for child to draw!)

EMERGENCY VEHICLE	NAME OF VEHICLE	WHO CAN BE FOUND IN IT?
		
		
		

Show us a picture of you doing your activity sheet using the hashtag #daisyactivities



WHO CAN HELP US?

Discussion points for parents and carers:

- Have you ever seen any of these vehicles before? Where?
 - Discuss what they're used for.
- Discuss the uniforms of the people in the emergency services and equipment they would have on board the vehicles.
 - Discuss characteristics of the people working on the emergency vehicles e.g. bravery and link to own experiences of being brave etc.
 - Link to TV programmes such as Paw Patrol.
- Do you have any toy ambulances/fire engines/police cars or any dressing up clothes? If so, create role plays.
- Do you know anyone who works in the emergency services? If so, maybe prepare some questions to ask them.